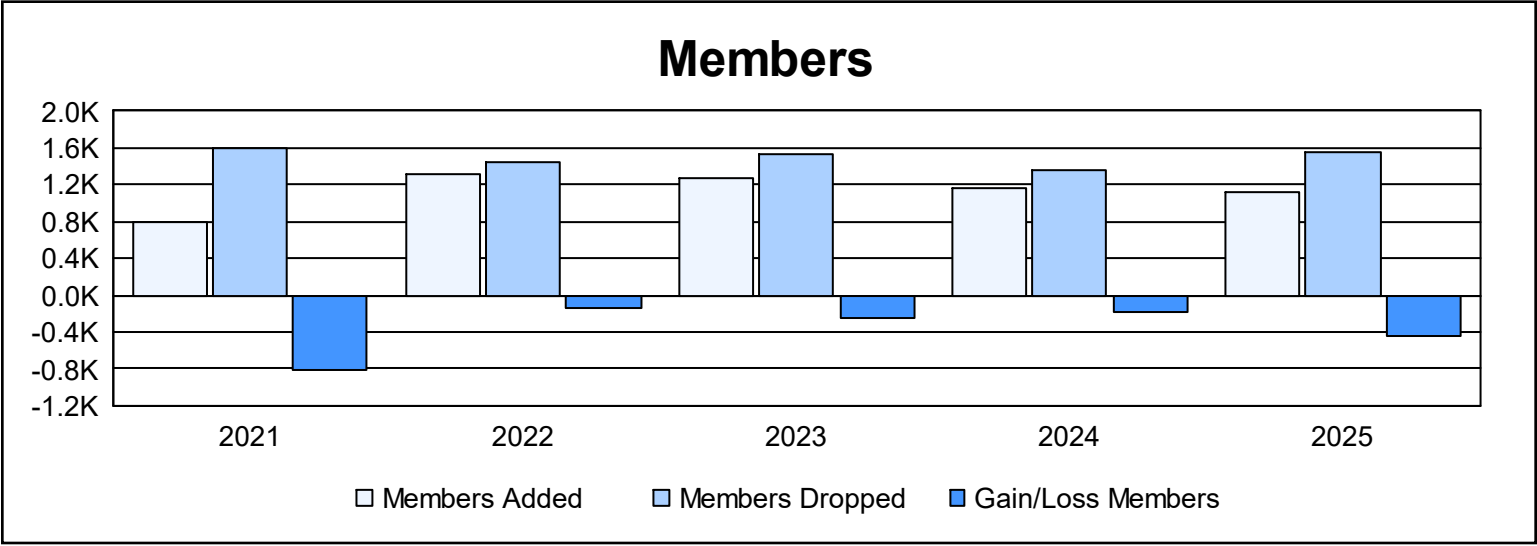
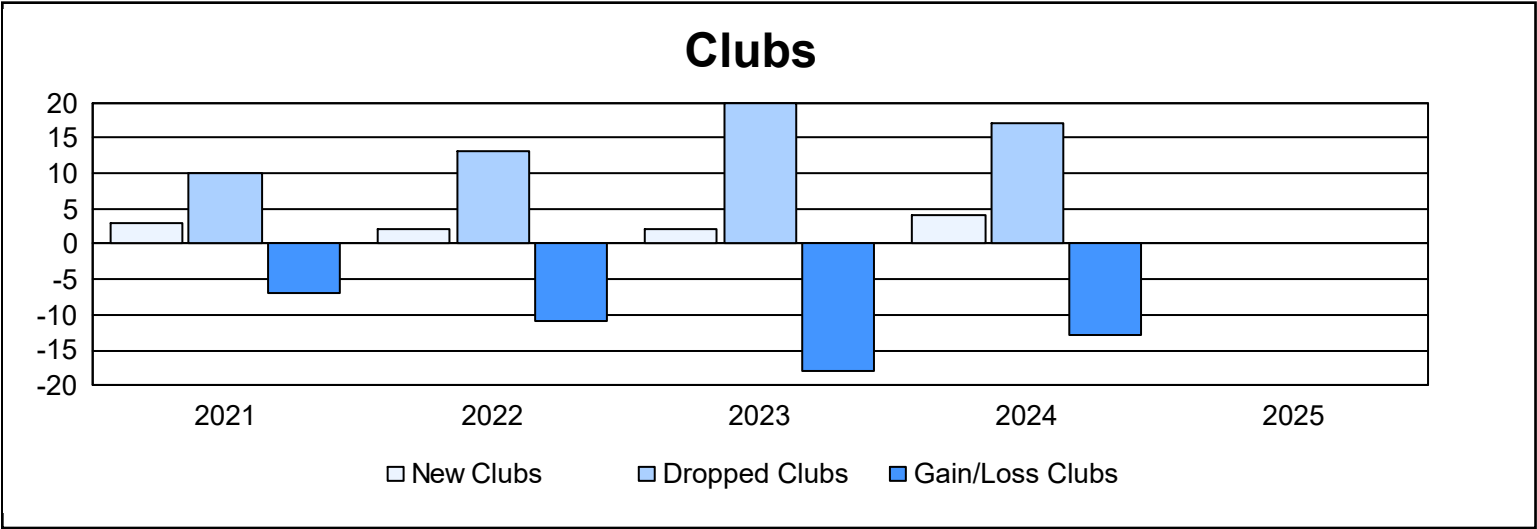
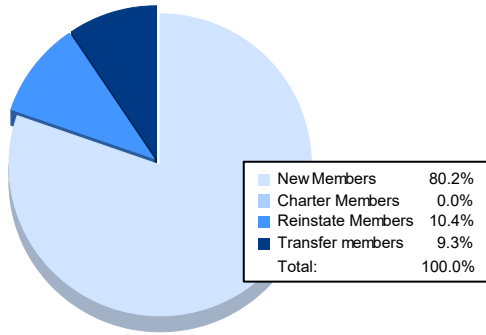


Year	New Clubs	Dropped Clubs	Gain/ Loss Clubs	New Members	Charter Members	Reinstate Members	Transfer Members	Total Member Added	Total Members Dropped	Gain/ Loss Members
2020-2021	3	10	-7	552	72	90	83	797	1,601	-804
2021-2022	2	13	-11	1,018	76	110	108	1,312	1,443	-131
2022-2023	2	20	-18	1,063	56	76	84	1,279	1,527	-248
2023-2024	4	17	-13	952	86	68	61	1,167	1,354	-187
2024-2025				902	0	117	105	1,124	1,563	-439
Average	3	15	-12	897	58	92	88	1,136	1,498	-362



Membership Composition June 2025 Cumulative



Gender Composition June 2025 Cumulative

